

Océ Publisher Select 2

Productive and intuitive large format job submission software

come

and

see

Canon

Boost your workflow with **Océ Publisher Select 2**, which allows you to quickly and easily create, pre-flight and print sets of technical documents to your large format printer – significantly increasing your overall print productivity.

Part of the Océ ClearConnect suite, Océ Publisher Select 2, effortlessly integrates with all Océ PlotWave and ColorWave systems, as well as imagePROGRAF iPF830/840/850 series printers and offers fast printer switching with reduced start up and shutdown time.

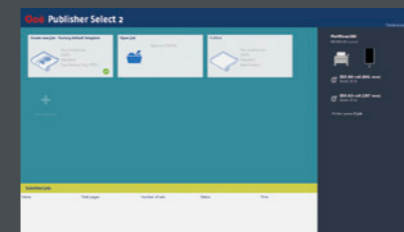
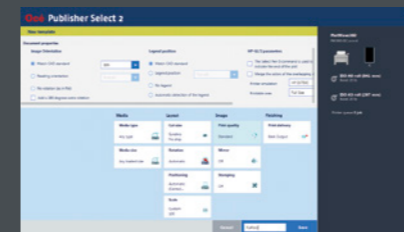
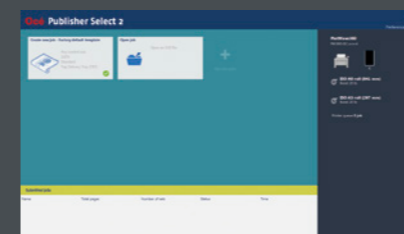


- Improved usability and productivity with a new intuitive user interface design
- Standardize your workflow with easy to use templates
- Save operator time using drag & drop functionality for job composition
- Avoid misprints thanks to the automated pre-flight function that detects incompatible settings before job submission
- Track status and perform actions on submitted jobs
- Fast printer switching with reduced start up and shutdown time
- Reduce print preparation time by up to 30% compared to Océ Publisher Select 1



Increased print productivity

Océ Publisher Select 2 significantly increases your overall print productivity by helping you quickly and easily submit multiple files to your printer.



Improved usability

Thanks to a new intuitive user interface design Océ Publisher Select 2 offers improved usability for fast print preparation as well as easy monitoring of connected printers and job status.

Easy to use templates

Easy to use templates help you standardise your workflow. The template tiles are easily accessed on the home screen and allow you to group your most commonly used settings – so you can ensure consistent output, day after day, year after year. Creating a new template is just as easy as using one. Simply click on the “+” sign, select the settings of your choice and save the template in your preferred name. You can create as many templates as you need, without limitation.

Drag and drop functionality

Save a lot of preparation time thanks to the drag & drop functionality, which allows you to easily select the files you need to print and drop them on the template tile of your choice. The pre-flight window will open automatically. Importing files is equally simple. Just click on the template tile of your choice and import the documents that you need to print as part of a set or job.

Cut print preparation time by up to 30%

Preparing for printing can be a long process and a significant part of the total printing time. Using the new drag & drop functionality together with the template tiles you can reduce your preparation time by up to 30%, compared to Océ Publisher Select 1.

Reduced errors

You can save time and money with enhanced error management that ensures every job is delivered perfectly printed and on schedule.

Avoid misprints

The automated pre-flight function makes it quick and easy to ensure job settings are correct for each print job. For example if a job is too big for the available media you will receive a clear warning, indicating which file requires attention. The dynamic print preview also clearly shows the position of the drawing on the media, making it easy to adjust as required.

Correct folding

If you are using a folder, the automatic legend detection function automates orientation of the files for a correctly printed and folded document.

Monitor printer and job status

Through the user interface you can easily monitor the status of the connected printer, for example ink or toner level and loaded media. You can also track the status of submitted jobs and even perform actions on them such as cancel, delete, resubmit, re-edit or change the number of copies.

Océ Publisher Select 2

Specifications

Definition

Océ Publisher Select 2 is a new software application. It is not an update of Publisher Select 1, thus the concept and complete look and feel of the application is different. Publisher Select 2 supports a selected list of printers. When your printer is not supported by Océ Publisher Select 2, you can install Publisher Select 1.

Installation and use

Océ Publisher Select 2 and Océ Publisher Select 1 can be installed on the same workstation. Both applications can run at the same time and address different printers.

Supported file format

C4, HP-GL, TIFF, Calcomp HP-GL/2 (including HP-RTL), PDF (PDF license on the printer is required), CALS, JPG, PostScript, DWF 2D, 3D, NIRS.

NOTE: Before you send a file, make sure that the file format is available and enabled on the controller. You can also load .ZIP files that contain any of the above supported file formats.

Océ Publisher Select 2 can print only PDF files with some printers. Please refer to Products and Solutions page on Canon website for more details.

Compatibility

Océ Publisher Select 2 can be installed on the following operating systems:

- Windows 10 Professional (32 bit, 64 bit), from Océ Publisher Select 2.1 onwards
- Windows 8.1 Professional (32-bit, 64-bit)
- Windows 8 Professional (32-bit, 64-bit)
- Windows 7 (32-bit, 64-bit)
- Windows Vista (32-bit, 64-bit)

Hardware and software requirements

General requirements

Minimum value for the screen resolution: 1280x800.
Recommended network speed: 100Mb.

Windows minimum hardware requirements

Windows 10 Professional:

Core2 Duo 1GHz, 2GB RAM, 2.3GB free disk space.
Recommended hardware for optimal performance:
Core2 Duo 1.3GHz, 4GB RAM, 5GB free disk space.

Windows 8/8.1 Professional:

Core2 Duo 1GHz, 2GB RAM, 2.3GB free disk space.
Recommended hardware for optimal performance:
Core2 Duo 1.3GHz, 4GB RAM, 5GB free disk space.

Windows 7:

Pentium IV 2.4 GHz, 512MB RAM, 2.3GB free space on disk.
Recommended hardware for optimal performance:
Pentium IV 2.4 GHz, 1GB RAM, 5GB free disk space.

Windows Vista Business/ Enterprise/ Ultimate:

Pentium IV 2.4 GHz, 512MB RAM, 2.3GB free space on disk.
Recommended hardware for optimal performance:
Pentium IV 2.4 GHz, 1GB RAM, 5GB free disk space

Internet protocol

Océ Publisher Select 2 is compatible with:

- IPv4
- IPv6

Embedded plug-ins

- Java Runtime Environment™
JRE 1.8 for Océ Publisher Select 2 and higher
- Java™ Advanced Imaging API (1.1.2_01)

Deployment

A silent deployment is possible using a deployment tool.

License requirements

Océ Publisher Select 2 is free of licence.

You need the appropriate licence installed on your printer to be able to add Postscript or PDF files to your jobs.

Canon Inc.
Canon.com

Canon Europe
canon-europe.com

English Edition 0147/W156
© Canon Europa N.V., 2015

Canon Europe Ltd
3 The Square,
Stockley Park,
Uxbridge,
Middlesex
UB11 1ET UK

