


XEED WUX5800 / WUX6700 / WUX7500

VERSATILE INSTALLATION PROJECTORS OFFERING HIGH RESOLUTION AND BRIGHTNESS

For professionals looking for top quality LCOS installation projectors the Canon XEED WUXGA range offers a centrally-positioned lens design with WUXGA resolution, HDBaseT connectivity plus a choice of six lenses.



- High brightness across entire zoom range
- Exceptionally high image quality
- Enjoy smooth, seamless, accurate and vivid images with LCOS panel technology
- Six easy-fit motorised lens options
- Multiple connectivity
- Simple to install and easy to maintain
- Send media, audio and control signals via standard network cabling with HDBaseT
- Display images from several linked sources with Network Multi-Projection (NMPJ)
- Centrally manage multiple, networked projectors using Crestron RoomView®
- Simplified setup and control via the Canon service tool app
- Use advanced, flexible image processing capabilities, including 6-axis colour adjustment, keystone correction, and edge blending
- Outstanding grey scale reproduction for medical education showing X-ray and medical imagery using DICOM sim mode
- 3 year warranty plus next day loan service*

*Terms and conditions apply. Varies by territory.



PRODUCT RANGE



XEED WUX7500

**XEED WUX7500
XEED WUX6700
XEED WUX5800**



XEED WUX6700



XEED WUX5800

Canon

TECHNICAL SPECIFICATIONS

XEED WUX5800 / WUX6700 / WUX7500

PANEL

Type	LCOS reflective display, TFT Active Matrix
Size and Number	0.71" diagonal, 3 panels
Aspect Ratio	16:10
Native Resolution	1920 x 1200 (WUXGA), 2304000 pixels

OPTICS

Lamp Type	430W super high pressure lamp
Lens F Number and Focal Length	F1.89 – F2.65; f=23.0 – 34.5mm (Standard Lens)
Zoom Magnification and Control	1.5x Motorised (Standard Lens)
Focus Control	Motorised
Lens Shift	Vertical: -15% to +55%, Motorised (Standard lens) Horizontal: +/-10%, Motorised

IMAGE AND AUDIO

Colour Brightness	XEED WUX5800: 5,800 lumens XEED WUX6700: 6,700 lumens XEED WUX7500: 7,500 lumens
Colour Brightness power save mode	Power save 1: 5,200 lumens Power save 2: 4,500 lumens
Brightness Uniformity	90% (Standard lens)
Native Contrast Ratio	2000:1 (full on / full off)
Projection Distance Coverage	0.44m – 89.0m (Depending on lens)
Screen Size	40" - 600" (86 x 54cm - 1292 x 808cm Depending on lens)
Projection Ratio	1.49:1 - 2.24:1 (Standard lens)
Digital Zoom Magnification	1x – 12x
Keystone Correction Range	Vertical: +/-20° Horizontal: +/-20°
Digital RGB Compatibility	WUXGA / UXGA / WSXGA+ / SXGA+ / WXGA+ / FWXGA / WXGA / SXGA / XGA / SVGA / VGA
Analogue RGB Compatibility	WUXGA / UXGA / WSXGA+ / SXGA+ / WXGA+ / FWXGA / WXGA / SXGA / XGA / SVGA / VGA
Digital Video Scan Systems	1080p / 1080i / 720p / 576p / 480p
Component Video Scan Systems	1080p / 1080i / 720p / 576p / 480p / 480i
HDBaseT input	Equivalent to the input of digital RGB and digital video
USB data transfer	JPEG still image
Network communication	NMPJ - 'Network Multiprojection' screen transfer (Canon protocol)
Built-in Speaker	1W RMS, Monaural

PORTS AND CONNECTORS

Digital RGB / Analogue RGB Input 1	DVI-H 29-pin
Digital Video and Audio Input	HDMI (incl Deep Colour)
Digital Video and Audio Input	DisplayPort
HDBaseT input	RJ-45 (HDBaseT) Image, audio, control signal & network

Analogue RGB Input 2 / component

Audio Input 1	Mini D-Sub 15-pin (Component via optional adaptor cable)
Audio Output	3.5mm stereo mini-jack
USB Port	3.5mm stereo mini-jack (variable level)
Service Port / Projector Control	USB Type A
Network Port	Mini D-Sub 9-pin
Wi-Fi transmission standard	RJ-45 HDBaseT input (1000BASE-T / 100BASE-TX / 10BASE-T)
Wi-Fi transmission distance	IEEE 802.11b / g / n

Wi-Fi encryption

Wi-Fi Connection Modes

Wi-Fi certification and WPS

Wired Remote Control

MECHANISMS

Elevation Mechanism	Four rotary feet, extension length 14.6mm. Maximum angle of elevation +/-1.8°
---------------------	--

RATINGS

Dimensions (W x H x D)	480mm x 196mm x 515mm (excluding protrusions)
Weight	13kg (without lens)
Power Source	100V - 240V AC, 50/60Hz
Power Consumption	XEED WUX5800: 449 W XEED WUX6700: 497 W XEED WUX7500: 550 W

Power consumption power save Heat Dissipation

Standby: 0.3-2.0W
(depending on HDBaseT and network settings)

Power save 1: 394 W
Power save 2: 368 W

XEED WUX5800: 1531 BTU/h
XEED WUX6700: 1694 BTU/h
XEED WUX7500: 1876 BTU/h
Power save 1: 1343 BTU/h
Power save 2: 1254 BTU/h

XEED WUX5800: 3,500/4,000 hours
XEED WUX6700 / XEED WUX7500: 3,000/4,000 hours

XEED WUX5800: 35 dB
XEED WUX6700: 37 dB
XEED WUX7500: 40 dB

Power save 1: 29 dB
Power save 2: 27 dB

0°C to +40°C (20%RH - 85%RH)

-20°C to +60°C

3 years

Lamp Life

Noise Level (normal)

Noise level (power save)

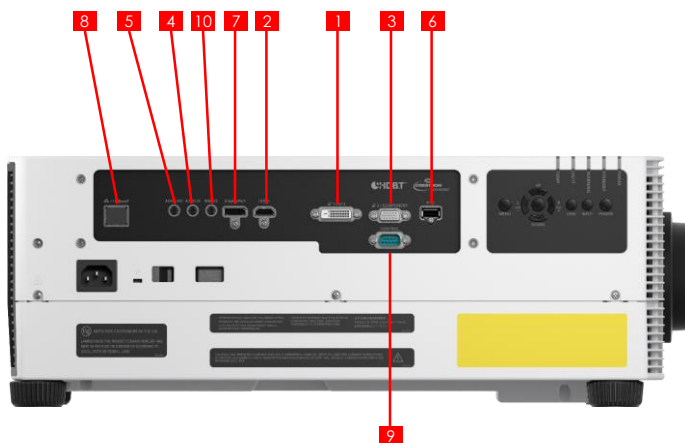
Operating Environment

Storage Environment

Warranty

Disclaimer

All data is based on Canon standard testing methods except where indicated
Subject to change without notice.



	Connector	Signal
Video input	1	DVI-H Digital PC / Analog PC
	2	HDMI Digital PC / video (incl. audio)
	3	Mini Dsub15 Analog PC2 / Component Video
Audio input	4	Mini jack Stereo Sound
	5	Mini jack Stereo Sound
Controls	6	USB type A USB connection
	7	Display Port Digital PC & video
	8	HDBaseT Video, audio, Ethernet, Control, RJ-45
	9	D sub 9 RS-232C connection
	10	Mini jack Wired remote controller connection

VERSATILE INSTALLATION PROJECTORS OFFERING HIGH RESOLUTION AND BRIGHTNESS

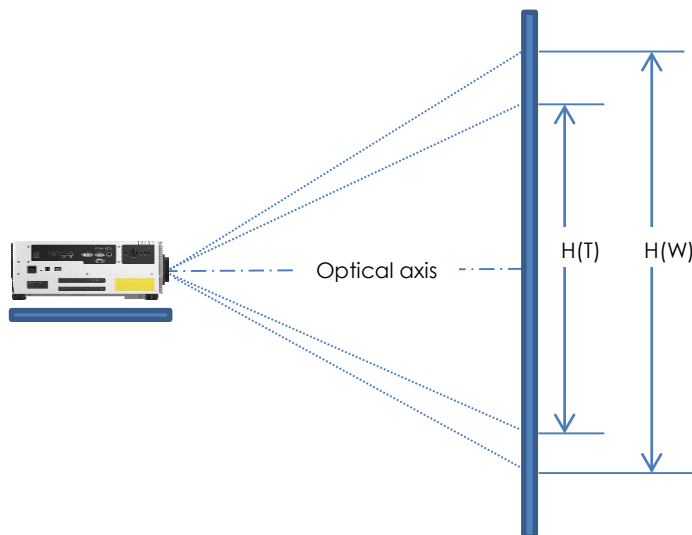
XEED WUX5800 / WUX6700 / WUX7500

For professionals looking for top quality LCOS installation projectors the Canon XEED WUXGA range offers a centrally-positioned lens design with WUXGA resolution, HDBaseT connectivity plus a choice of six lenses.



PROJECTION DISTANCE (METERS)

Lens	100"	200"	300"	400"	500"	600"
Ultra-wide Fixed Zoom lens RS-SL06UW	1.2	2.3	3.5			
Wide Fixed Zoom lens RS-SL03WF	1.73	3.45	5.17			
Wide Zoom Lens RS-SL05WZ	2.2 - 3.2	4.3 - 6.5	6.5 - 9.7	8.6 - 13	10.8 - 16.3	12.9 - 19.5
Standard Zoom Lens RS-SL01ST	3.2 - 4.8	6.4 - 9.6	9.6 - 14.5	12.9 - 19.3	16.1 - 24.1	19.3 - 29
Long Zoom Lens RS-SL02LZ	4.7 - 8	9.5 - 16.1	14.2 - 24.2	19 - 32.3	23.8 - 40.4	28.5 - 48.5
Ultra-Long Zoom Lens RS-SL04UL	7.6 - 14.9	15.2 - 29.8	22.7 - 44.6	30.2 - 59.4	37.7 - 74.2	45.2 - 89



ADDITIONAL INFORMATION

Lens	Throw ratio (100")	Image size (in)	Projection distance (m)	F number	Focal length	Zoom ratio	Lens shift	Weight
Wide Fixed Zoom lens RS-SL06UW	0.54:1	40 - 300	0.46 - 3.61	2.4	8.31mm	n/a	V: -15% +75% H: +/-30%	1605g
Wide Fixed Zoom lens RS-SL03WF	0.80:1	40 - 300	0.69 - 5.17	2	12.8mm	n/a	V: +/- 11.3 H: +/- 4.6%	1085g
Wide Zoom Lens RS-SL05WZ	1.00 - 1.50:1	40 - 600	0.86 - 19.52	2.09 - 2.34	15.56 - 23.34mm	1.5x	V: -15% +55% H: +/-10%	1085g
Standard Zoom Lens RS-SL01ST	1.49 - 2.24:1	40 - 600	1.27 - 28.98	1.89 - 2.65	23 - 34.5mm	1.5x	V: -15% +55% H: +/-10%	765g
Long Zoom Lens RS-SL012LZ	2.19 - 3.74:1	40 - 600	1.86 - 48.5	1.99 - 2.83	34 - 57.7mm	1.7x	V: -15% +55% H: +/-10%	965g
Ultra-Long Zoom Lens RS-SL04UL	3.55 - 6.94:1	40 - 600	4.64 - 89.02	2.34 - 2.81	53.6 - 105.6mm	1.97x	V: -15% +55% H: +/-10%	1130g

Canon Throw Distance Calculator: <http://www.canon.com/lcd-sim/>

VERSATILE INSTALLATION PROJECTORS OFFERING HIGH RESOLUTION AND BRIGHTNESS

XEED WUX5800 / WUX6700 / WUX7500

For professionals looking for top quality LCOS installation projectors the Canon XEED WUXGA range offers a centrally-positioned lens design with WUXGA resolution, HDBaseT connectivity plus a choice of six lenses.

Sales Start Date: May 2018



PRODUCT DETAILS:

Product Name	Mercury Code	EAN Code
XEED WUX5800	2497C003AA	4549292107036
XEED WUX6700	2498C003AA	4549292107050
XEED WUX7500	2499C003AA	4549292107074

OPTIONAL ACCESSORIES

Accessories - Lenses	Mercury Code	EAN Code
RS-SL01ST	2505C001AA	4549292106251
RS-SL012LZ	2507C001AA	4549292106329
RS-SL03WF	2506C001AA	4549292106305
RS-SL04UL	2508C001AA	4549292106336
RS-SL05WZ	2509C001AA	4549292106350
RS-SL06UW	2701C001AA	4549292114614

Accessories - General

Remote Controller RS-RC07	2408C001AA	4549292107302
Remote Controller RS-RC05 (To be used as wired remote controller)	5750B001AA	4960999810393
Ceiling Attachment Pipe 400-600mm RS-CL08	3096B001AA	4960999614144
Ceiling Attachment Pipe 600-1000mm RS-CL09	3097B001AA	4960999614151
Ceiling Attachment Bracket RS-CL15	0964C001AC	4549292051995
Ceiling Attachment Arm RS-CL17 (used with RS-CL15)	2133C001AA	4549292087536
Lamp Assembly RS-LP12	2406C001AA	4549292112184
Replacement Air Filter RS-FL05	2407C001AA	4549292107319

MEASUREMENT / LOGISTIC INFORMATION:

Product Name	Mercury Code	Pack type	Pack description	Quantity per pack	Length (mm)	Width (mm)	Height (mm)	Gross Weight (kg)	Net Weight (kg)
XEED WUX5800	2497C003AA	EA	Each	1	515	480	196	-	13Kg
XEED WUX6700	2498C003AA	CT	Carton	1	755	690	441	24Kg	-
XEED WUX7500	2499C003AA								

What's in the box?

- Projector unit
- Remote Control Unit RS-RC07
- AAA Alkaline Batteries x2
- AC Mains Power Cable
- Warranty card